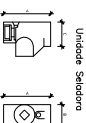
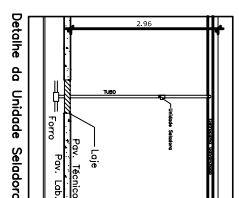
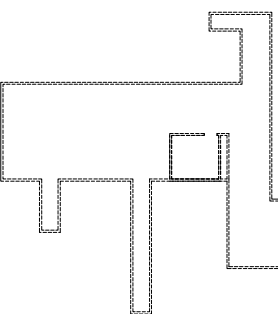


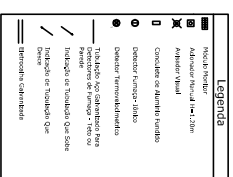
DETECÇÃO DE INCÊNDIO
PAV. TÉRREO
ESC. 1:125

PAV. T  RREO
ESC. 1:125

ESC. 1:125



Θ	Differences		
	A	B	C
20°	30	31	29
30°	50	58	49
35°	70	45	70
40°	78	66	75
45°	70	42	61
50°	58	75	60
55°	48	85	55
60°	30	70	50
70°	10	40	10

[illegible]